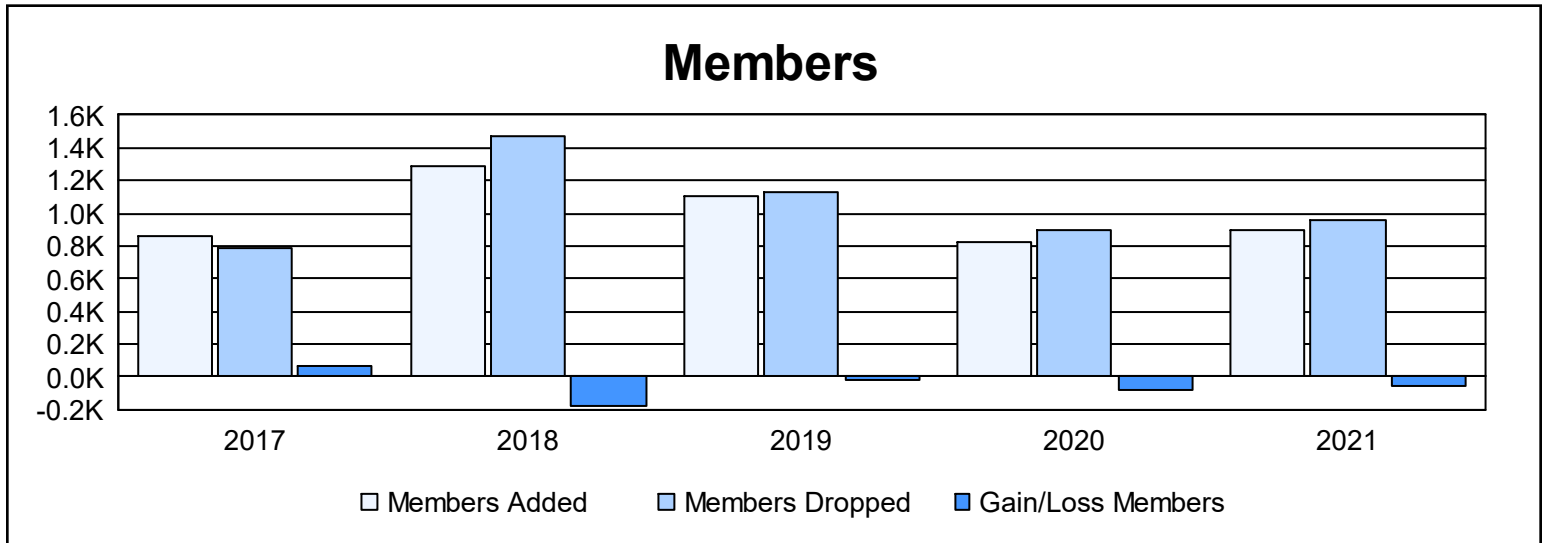
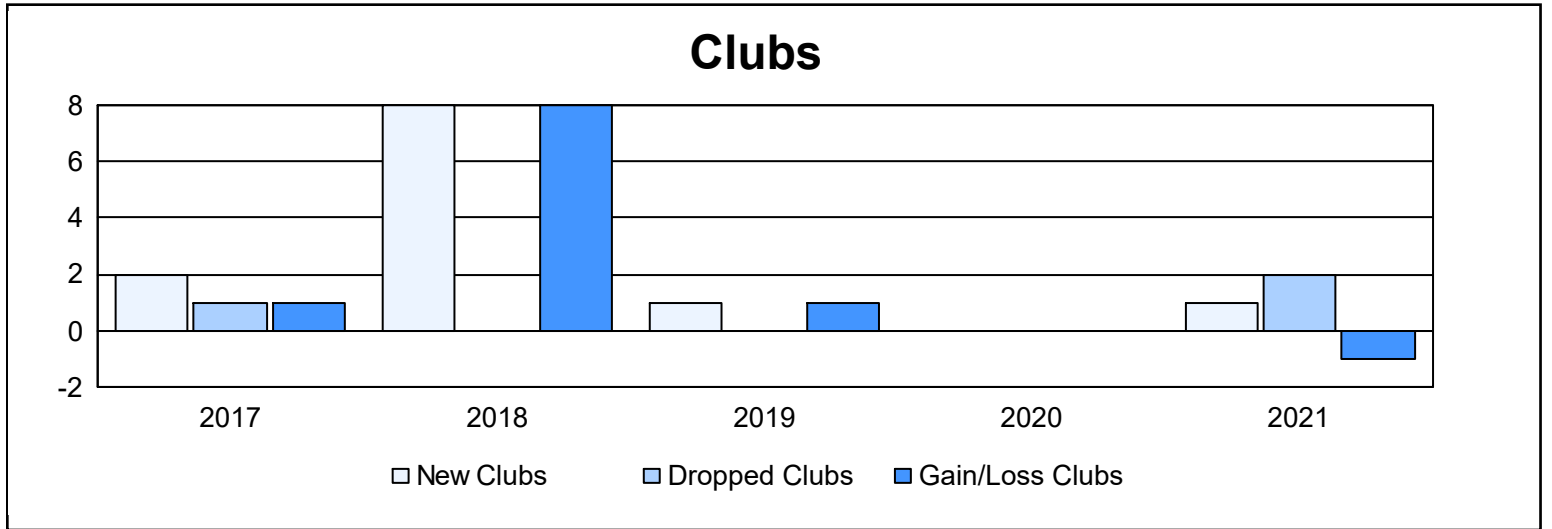
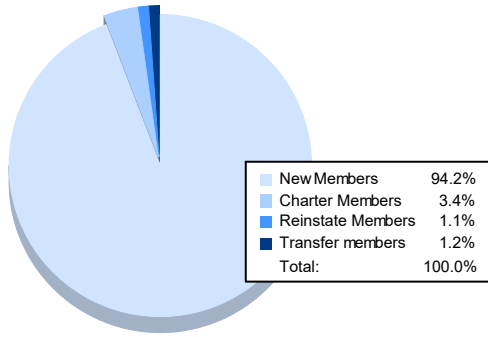


| Year           | New Clubs | Dropped Clubs | Gain/ Loss Clubs | New Members | Charter Members | Reinstate Members | Transfer Members | Total Member Added | Total Members Dropped | Gain/ Loss Members |
|----------------|-----------|---------------|------------------|-------------|-----------------|-------------------|------------------|--------------------|-----------------------|--------------------|
| 2016-2017      | 2         | 1             | 1                | 751         | 83              | 11                | 10               | 855                | 791                   | 64                 |
| 2017-2018      | 8         | 0             | 8                | 923         | 339             | 23                | 6                | 1,291              | 1,473                 | -182               |
| 2018-2019      | 1         | 0             | 1                | 1,033       | 41              | 21                | 12               | 1,107              | 1,128                 | -21                |
| 2019-2020      | 0         | 0             | 0                | 793         | 12              | 15                | 4                | 824                | 903                   | -79                |
| 2020-2021      | 1         | 2             | -1               | 850         | 31              | 10                | 11               | 902                | 958                   | -56                |
| <b>Average</b> | <b>2</b>  | <b>1</b>      | <b>2</b>         | <b>870</b>  | <b>101</b>      | <b>16</b>         | <b>9</b>         | <b>996</b>         | <b>1,051</b>          | <b>-55</b>         |



### Membership Composition June 2021 Cumulative



### Gender Composition June 2021 Cumulative

